

Isetta LX / ST

H 117
P 76 • 80
L 4 • 6R • 7R • 9R • 12R

Gelato

	TN Chiller	TB Freezer	TB/TN Dual Temp
RS-Static		•	
RV-Ventilated			
TCS-Heated			
CH-Chocolate			

Installation Plug-in	Installazione Plug-in
Temperature -16/-14 °C	Temperatura -16/-14 °C
Refrigerant R290	Refrigerante R290
Refrigeration Static	Refrigerazione Statica
Compressor Hermetic	Compressore Ermetico
Defrost Electric	Sbrinamento Elettrico
Climate class 7	Classe climatica 7
Upper class Tempered	Vetro superiore Temperato
Front glass Tempered	Vetro frontale Temperato
Side glass Tempered	Vetri laterali Temperato
Rear closing system Tilting panel	Chiusura posteriore Ribaltina basculante
Work top White pre-painted sheet	Piano di servizio Lamiera preverniciata bianca
Lighting Led 5700 K	Illuminazione Led 5700 K
Equipment handling Swivel casters	Movimentazione Ruote pivotanti
Storage cell Static refrigerated with skin evaporator (except 4 model)	Cella di riserva Refrigerata statica con evaporatore a mantello (eccetto modello 4)



LX



ST

Internal color Colore interno	Sides color Colore fianchi
<input type="checkbox"/> White	<input type="checkbox"/> White
Front color Colore frontale	
<input type="checkbox"/> White	



R290

Isetta LX/ST Gelato

	4 LX-ST	6R LX-ST	7R LX-ST	9R LX	12R LX
External dimensions (LxDxH) Dimensioni esterne (LxPxH)	824x760x1176 mm	1184x800x1176 mm	1354x800x1176 mm	1659x800x1176 mm	2119x800x1176 mm
Capacity (gross/net) Capacità (lorda/netta)	-	-	-	-	-
Net weight Peso netto	69 kg	97 kg	102 kg	160 kg	217 kg
Refrigeration Refrigerazione	Statica Static				
Refrigerant Refrigerante	R290				
Climate class Classe climatica	7				
Operating conditions Condizioni ambientali	35 °C / 75 %RH				
Product temperature Temperatura prodotto	-16/-14 °C				
Compressor (q.ty - type) Compressore (q.tà - tipologia)	1 - Hermetic 1 - Ermetico			2 - Hermetics 2 - Ermetici	
Defrost Sbrinamento	Electric Elettrico				
Power supply Alimentazione	230 V / 1 Ph / 50 Hz				
Electrical input (nominal) Assorbimento elettrico (regime)	330 W / 2,3 A		470 W / 2,6 A		1045 W / 5,6 A
Electrical input (defrost) Assorbimento elettrico (sbrinamento)	880 W / 3,8 A		810 W / 3,8 A		1755 W / 8,2 A



Technical sheet about models whit condensing unit included with air cooled
Dati tecnici riferiti a modelli con unità a bordo con condensazione ad aria

Setup

Allestimento



Display

Vasca espositiva

5 Lt* 360 x 165 x 120 h		4 + (4)	6 + (6)	7 + (7)	9 + (9)	12 + (12)
4,75 Lt 260 x 157 x 170 h		6	10	11	14	19
* Piled up double row Doppia fila di riserva						

Storage cell

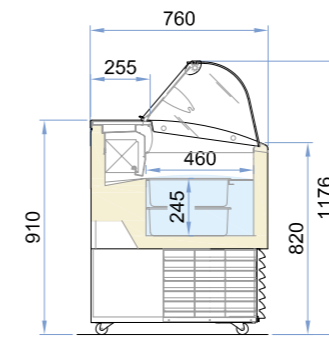
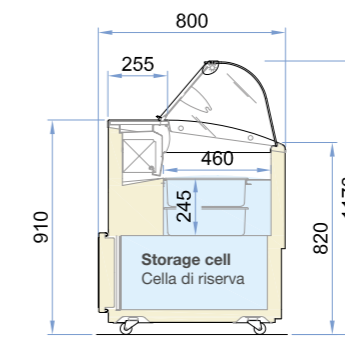
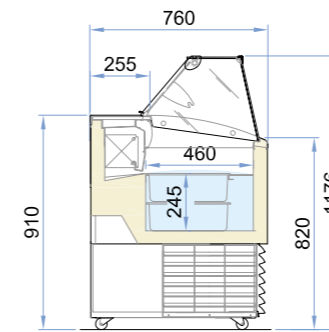
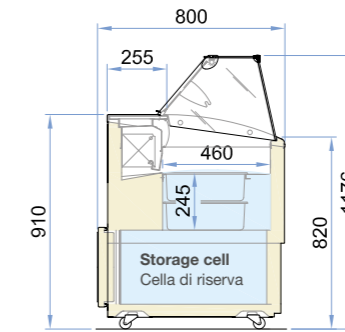

Cella di riserva

5 Lt* 360 x 165 x 120 h		-	4 + (4)	6 + (6)	7 + (7)	10 + (10)
4,75 Lt 260 x 157 x 170 h		-	6	8	10	14
* Piled up double row Doppia fila di riserva						

Item

Accessorio

White cone holder Portaconi completo bianco						•
Scoop washer with stainless steel container Lavaporzionate vaschetta inox						•


LX
4

LX
6R, 7R, 9R, 12R

ST
4

ST
6R, 7R

Display - piled up double row - 5 Lt
Vasca espositiva - doppia fila di riserva - 5 Lt

Storage cell - mod.: 6R, 7R, 9R, 12R
Cella di riserva - mod.: 6R, 7R, 9R, 12R